Monoblock with side and rear ports A–B = 3/8"G, P–T = 1/2"G
Series connection. With/without pressure relief valve. (RV)
Monoblocco con utilizzi A–B posteriori e laterali da 3/8"G, P–T da 1/2"G
Versione in serie, con/senza valvola lim. di pressione.

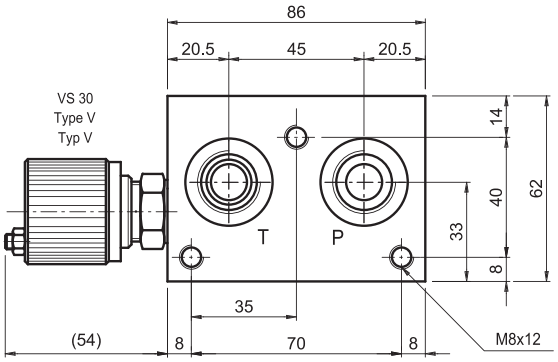

N° Elem.	H	K	Kg
2	160	144	4.8
3	210	194	6.2
4	260	244	7.6

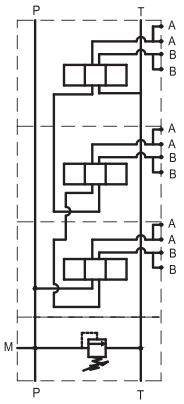

Hydraulic symbol
Series connection
Schema idraulico
in serie

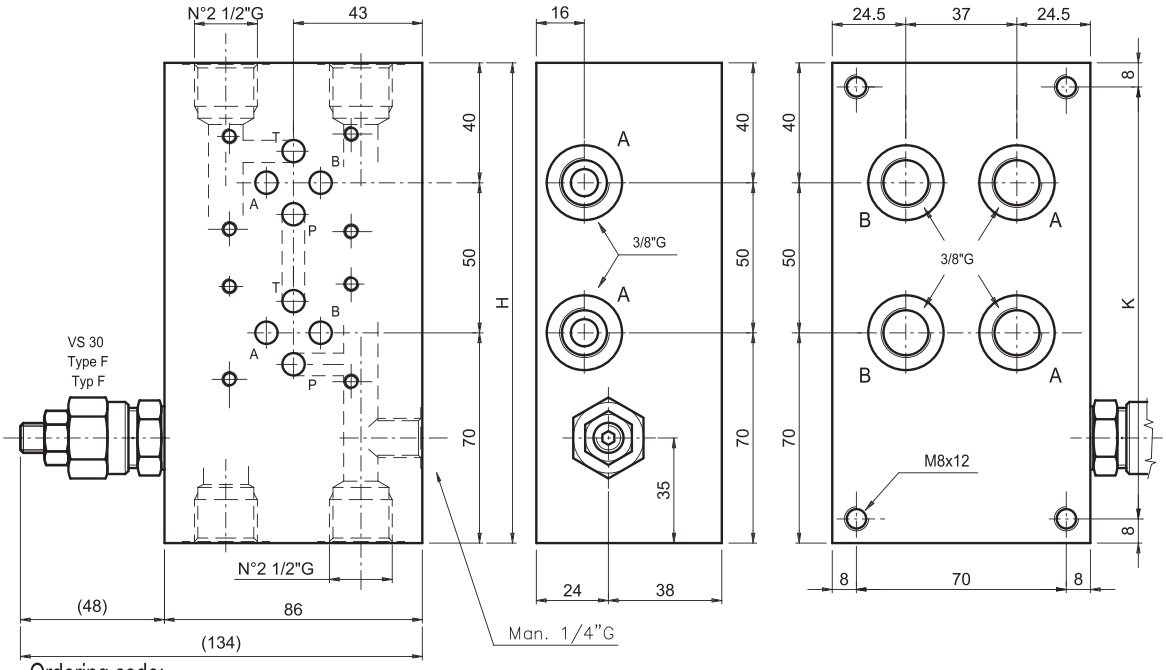

Ordering code:
Esempio di ordinazione: EM S 10 3 / * 38 * * *

EUROFLUID
monoblock / monoblocco = M

for series / serie = S

rear / side ports = 10
versione poster./later. =

CETOP 3

N. of elements = 2-3-4
N° stazioni

3/8"G = 38

Setting / regolazione
F = by key / a chiave
V = handwheel/ Volantino
P = plastic knob/ Pomolo

Spring type / tipo molla
0 = 5-50 bar
1 = 30-100 bar
2 = 50-210 bar
3 = 100-350 bar

Z = prearranged for RV
= con sede per VLP
T = with plugged RV seat
= con sede tappata per VLP
X = with RV included
= con VLP inclusa

NOTES : See page 50 for technical characteristics of RV
NOTA: Per informazioni tecniche relative alla VLP vedere pag 50